


ACTION PLAN FOR Anaphylaxis (Insect allergy)

Name: _____

Date of birth: _____



Insect allergies: _____

Other allergies: _____

Family/carer name(s): _____

Work Ph: _____

Home Ph: _____

Mobile Ph: _____

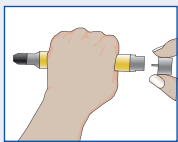
Plan prepared by: _____

Dr _____

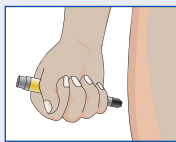
Signed _____

Date _____

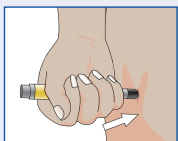
How to give EpiPen® or EpiPen® Jr



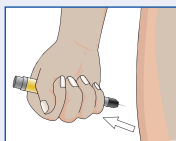
1. Form fist around EpiPen® and **PULL OFF** grey cap.



2. Place black end against outer mid-thigh (with or without clothing).



3. Push down **HARD** until a click is heard or felt and hold in place for 10 seconds.



4. Remove EpiPen® and be careful not to touch the needle. Massage the injection site for 10 seconds.

MILD TO MODERATE ALLERGIC REACTION

- swelling of lips, face, eyes
- hives or welts

ACTION

- **if sting can be seen, flick it out immediately**
- stay with person and call for help
- give medications (if prescribed)
- locate EpiPen® or EpiPen® Jr
- contact family/carer



Watch for any one of the following signs of Anaphylaxis

ANAPHYLAXIS (SEVERE ALLERGIC REACTION)

- abdominal pain, vomiting
- difficult/noisy breathing
- swelling of tongue
- swelling/tightness in throat
- difficulty talking and/or hoarse voice
- wheeze or persistent cough
- loss of consciousness and/or collapse
- pale and floppy (young children)

ACTION

- 1 Give EpiPen® or EpiPen® Jr**
- 2 Call ambulance*- telephone 000 (Aus) or 111 (NZ)**
- 3 Lay person flat and elevate legs. If breathing is difficult, allow to sit but do not stand**
- 4 Contact family/carer**
- 5 Further EpiPen® doses may be given if no response after 5 minutes**

If in doubt, give EpiPen® or EpiPen® Jr

EpiPen® Jr is generally prescribed for children aged 1-5 years.

*Medical observation in hospital for at least 4 hours is recommended after anaphylaxis.

Additional information _____